

PARENTS GUIDE TO




HIGHSCHOOLSPORTS.NET

HighSchoolSports.net is the #1 high school sports site in the country to get complete, up-to-date scheduling information from your school's athletic office. Your school controls all information on HighSchoolSports.net, including addresses used by MapQuest.com. Go to www.HighSchoolSports.net and enter the name of your school, city or zip code in the **SEARCH** field. You can also access www.HighSchoolSports.net from your school's web site.



GET SCHEDULES by clicking on the *My Schedules* tab at the top of the page. You can view a complete calendar of events your school is involved in. Games are color-coded:

Blue = HOME and Red = AWAY.

- **2-Day** – a list of events happening in your school Today and Tomorrow.
- **Week** – a list of events happening in that week. You can also view the previous week or the following week's events.
- **Month** – a monthly calendar of all your school's events including practices and scrimmages for all levels. You have the option to select the Sport, Gender and Level you are interested in (only sport is required).
- **Season** – lets you choose a sport, level and gender (only sport is required). All schedules are printable for every team by clicking  when the team schedule is displayed.

~~To view game stats, click on  next to any game.~~

Clicking on any school underlined in red or facility underlined in blue will take you to MapQuest.com to get directions to the school or facility. Your school enters the addresses used by MapQuest.

SYNC your calendars with Outlook/Palm and iCal. Go to *My Schedules* and click . Choose your Sync type and complete the fields. **RSS** adds sports schedules to your  Reader or to your own web page.

GET SCHEDULE CHANGE NOTIFICATIONS via email or text message on your cell phone letting you know that a game or practice has been changed, postponed, or cancelled. **Be sure to set your Spam filter to accept email from HighSchoolSports.net and ScheduleStar.com.**

1. Go to HighSchoolSports.net and click *My Account* at the top of the page.
2. First Time users click I'M A GUEST or JOIN TODAY. Current users, sign in using your user name (email address) and password and click *My Account* at the top of the page.
3. Complete your profile by filling out the required information
4. Click the *My Teams* tab at the top of the page and choose the school(s) you would like to receive notifications for.
5. **Select the sport(s) and types of notifications you would like to receive for that sport by clicking the drop down arrows. You will receive a confirmation email. If you do not receive this, you will not be able to get Schedule Change Notifications.**

UPLOAD PHOTOS AND VIDEOS TO THE BLEACHERS by clicking *My Account* and **THE BLEACHERS UPLOADS** at the top of the page.

TO MAKE CHANGES TO YOUR ACCOUNT: Click on *My Account* at the top of the page. You can edit or add email addresses, cell phones, and add and remove teams from your schedule change notifications. Go to www.HighSchoolSports.net for an online Site Tour and click **SEE WHAT'S NEW WITH YOUR SCHOOL.**



National Media Affiliate

